




Altar Life



BIBLE STUDY

WORKBOOK

ALTAR LIFE'S

BIBLE STUDY WORKBOOK

FIRST EDITION

BY: KEISHA KELLE ANN



An Altar Life Book/January 2025

Published by Altar Life

Copyright © 2025 by Altar Life. All Rights Reserved

This Altar Life's Bible Study Workbook belongs to:

www.altarlife.co

Introduction

Welcome to our Bible Study Guide, a resource designed to deepen your understanding of God's Word and encourage a closer walk with Him. The Bible is more than just a historical or literary text; it is a living, breathing testimony of God's love, promises, and plan for humanity. We encounter His truth, wisdom, and guidance through its pages for every season of life.

This study guide is crafted to help you engage with Scripture in meaningful and transformative ways. Whether you are new to the Bible or have studied it for years, these lessons are designed to meet you where you are. Each section provides context, thought-provoking questions, and opportunities for reflection, making the Word come alive in your heart and mind.

The journey of studying the Bible is not merely academic—it's deeply personal and spiritual. As you explore the stories of the patriarchs, prophets, apostles, and the life of Jesus Christ, you will see how God worked through ordinary people to accomplish extraordinary things. You will also find yourself in their stories—facing challenges, asking questions, and witnessing God's faithfulness amid it all.

Our hope is that this guide will help you understand the Bible better and draw you closer to God. Each study is structured to provide a balance of historical insight, theological depth, and practical application. Through reflection and prayer, you will be invited to apply the truths of Scripture to your daily life.

As you begin this journey, remember the words of Psalm 119:105: *"Your word is a lamp to my feet and a light to my path."* Let the Word of God illuminate your path as you seek to grow in faith, wisdom, and love.

Let's begin this transformative journey, allowing God's Word to shape our lives and strengthen our faith.

How to use this study guide?

This Bible Study Guide is thoughtfully organized to help you delve deeply into God's Word while applying its truths to your life. Below are step-by-step instructions on how to use each section of the guide effectively:

1. Start with Prayer

Before beginning any study, take a moment to pray. Ask the Holy Spirit to open your heart and mind to understand the Scriptures, to reveal God's truth, and to help you apply it to your life.

2. Study Format Overview

Each study topic is divided into structured sections to guide your exploration:

- **Historical and Biblical Context:** Begin by understanding the historical and cultural background of the passage or topic. This helps you see the Scripture in its original setting.
- **Key Scriptures:** Read the primary Bible passages listed for each study. Use a translation you are comfortable with, and consider comparing versions for deeper insights.
- **Key Themes and Insights:** Reflect on the themes and lessons highlighted in the study. These provide a lens through which to explore God's message in the text.
- **Reflection and Application Questions:** Spend time answering these questions. They are designed to connect the passage with your personal life and faith journey.
- **Cross-References:** Use these additional Scriptures to gain a fuller understanding of the topic.

- **Practical Applications:** Consider how you can apply the truths from the study in tangible ways to your daily life.

3. Follow the Suggested Structure

You can move through the guide chronologically or select studies based on your interests or spiritual needs. For example:

- If you are exploring faith and doubt, begin with studies like "The Faith of Abraham" or "Thomas and Overcoming Doubt."
- For lessons on leadership, explore "Peter's Transformation" or "The Life of Joseph."
- Looking for comfort and encouragement? Dive into "The Lord's Prayer" or "Paul's Teaching on Love."

4. Utilize the Reflection Sections

- **Personal Reflection:** After reading the Scriptures and key themes, take time to journal your thoughts. What is God revealing to you through this study?
- **Group Discussion:** If studying with others, use the reflection questions as prompts for meaningful conversations. Each person's insights can enrich the study experience.

5. Explore Additional Tools

- **Character Studies:** Deep dive into sections like "Understanding the Disciples" to learn about their personalities, struggles, and growth. Use this to see how God transforms ordinary people.
- **Topical Studies:** Engage with focused topics such as "Faith," "Redemption," or "Leadership."
- **Cross-References:** Look up the additional Scripture references provided to see how themes are woven throughout the Bible.

6. Apply What You Learn

Every study concludes with practical application suggestions. As you reflect on the truths from Scripture, think about how they can influence your thoughts,

decisions, and actions. Write down specific steps to implement what you've learned.

7. Journal Your Journey

Use the provided journaling prompts in the guide to record your prayers, reflections, and insights. Over time, you will see how God is working in your life through His Word.

8. Review and Revisit

The Bible is a living document, and its truths often take on deeper meaning over time. Revisit studies as your faith grows or as life circumstances change. You may discover new insights that speak to you in fresh ways.

9. Share Your Growth

As you learn and grow, share what God is teaching you with others. Teaching or discussing what you've learned can deepen your understanding and inspire others.

10. Commit to Consistency

Consistency is key to spiritual growth. Set aside dedicated time each week for study, whether it's daily or a few times a week. Make this guide a regular part of your spiritual routine.

By following these steps, this study guide will help you understand the Bible better, strengthen your relationship with God, and equip you to live out your faith with purpose and joy.

Section 1: Prayer

1. Start with Prayer

Prayer is a vital part of engaging with the Bible because it aligns our hearts and minds with God's presence. It is through prayer that we invite the Holy Spirit to guide us in understanding and applying Scripture. Here are some steps and tips to help you establish a meaningful prayer practice before each study:

1.1. Why Pray Before Studying the Bible?

- **Invites the Holy Spirit:** Prayer opens your heart to the Holy Spirit, who illuminates God's Word and provides wisdom for understanding (John 14:26; 1 Corinthians 2:10-12).
- **Prepares Your Heart:** It clears away distractions and prepares you to receive God's truth with humility and openness.
- **Strengthens Connection with God:** Prayer is a conversation with God, building your relationship with Him as you seek His guidance.

1.2. What to Pray For

When praying before studying the Bible, focus on these key areas:

- **Understanding:** Ask God to help you comprehend the meaning of the Scriptures and discern His voice.
- **Application:** Pray for wisdom to apply what you learn to your life and circumstances.
- **Focus:** Request that God quiet your mind and help you avoid distractions.
- **Transformation:** Seek God's work in transforming your heart and aligning your life with His will.

1.3. Sample Opening Prayers

Here are examples of prayers you can use or adapt:

- **Prayer for Guidance**

“Heavenly Father, thank You for the gift of Your Word. As I study today, I ask for the guidance of Your Holy Spirit. Open my heart and mind to understand the truths You want me to learn. Help me to apply what I learn to my life so that I may grow closer to You and reflect Your love to others. In Jesus’ name, amen.”

- **Prayer for Focus**

“Lord, I come to You today with a desire to know You more deeply through Your Word. Quiet the distractions in my heart and mind. Let my focus be on You alone. Speak to me through the Scriptures, and help me to hear Your voice clearly. In Jesus’ name, amen.”

- **Prayer for Humility and Transformation**

“Father, as I open Your Word, I acknowledge that I cannot fully understand it without Your help. Teach me, guide me, and transform me through the truths I encounter. Shape me into the person You created me to be, and let Your will be done in my life. In Jesus’ name, amen.”

1.4. Creating a Prayer Habit

- **Find a Quiet Space:** Choose a location free from distractions where you can focus on God.
- **Be Honest with God:** Share your thoughts, emotions, and questions openly during prayer. God welcomes your honesty (Psalm 62:8).
- **Incorporate Scripture:** Use passages from the Bible as part of your prayers. For example, pray Psalm 119:18: *“Open my eyes that I may see wonderful things in your law.”*
- **Pause and Listen:** Prayer is a two-way conversation. After speaking, take time to sit in silence and listen for God’s voice or promptings.

1.5. After Your Study: Closing Prayer

Conclude your study with a prayer of gratitude and commitment:

- **Thanksgiving:** Thank God for the insights and truths He revealed during your study.
- **Action:** Ask for strength and courage to live out what you’ve learned.
- **Reflection:** Commit the lessons to memory and seek God’s help to reflect His Word in your life.

Sample Closing Prayer:

“Thank You, Lord, for meeting me in Your Word today. I am grateful for the lessons You’ve revealed. Help me to carry these truths in my heart and apply them in my daily life. Give me the courage to live in obedience to Your will. Let my life reflect Your love and grace. In Jesus’ name, amen.”

By starting and ending each study with prayer, you create a spiritual rhythm that fosters growth, understanding, and intimacy with God. It sets the foundation for a transformative experience in God’s Word.

Section 2: Study Techniques

2. Study Format Overview

This Bible Study Guide is designed to lead you step by step into a deeper understanding of Scripture. Each section builds upon a structured format that integrates historical context, key themes, reflective questions, and practical application. By following this format, you'll gain insight into God's Word and learn how to apply its truths to your life. Let's break down the components of the study format for clarity and depth.

2.1. Historical and Biblical Context

Understanding the historical and cultural background of a passage is essential for interpreting Scripture accurately. The Bible was written over thousands of years in various settings, and grasping the context helps us see its intended meaning.

- **What to Look For:**
 - **Cultural Norms:** What were the customs, laws, and practices of the people in the passage?
 - **Historical Events:** What was happening politically, socially, or economically at the time?
 - **Geographical Details:** How does the location impact the narrative or message?
 - **Audience:** Who was the original audience, and how might they have understood the message?
- **How to Explore Context:**
 - Use Bible commentaries, dictionaries, or study Bibles to gather background information.
 - Cross-reference with other Scriptures that mention the same events or locations.
 - Consider the literary style (e.g., poetry, prophecy, narrative, epistle) to better interpret the text.

Example: In the study of Joseph's journey (Genesis 37, 39–50), understanding the culture of Egypt, the significance of dreams in ancient societies, and the dynamics of family inheritance provides valuable insights into the story.

2.2. Key Scriptures

Each study includes primary Bible passages that form the foundation of the lesson. These Scriptures are central to understanding the topic at hand.

- **How to Engage with Key Scriptures:**
 - Read the passage slowly and more than once, allowing the message to sink in.
 - Highlight or underline phrases that stand out or resonate with you.
 - Use different translations to gain a fuller perspective of the text.
- **Suggested Techniques:**
 - **Lectio Divina (Sacred Reading):** Meditate on the passage by reading, reflecting, responding in prayer, and resting in God's presence.
 - **SOAP Method:** Write down the **Scripture**, note an **Observation**, identify an **Application**, and conclude with a **Prayer**.

Example: When studying *The Lord's Prayer* (Matthew 6:9-13), take time to meditate on each line and its implications for your relationship with God and others.

2.3. Key Themes and Insights

This section highlights the primary lessons and spiritual truths of the passage. These themes connect the specific Scripture to God's overarching story and His character.

- **What to Focus On:**
 - **God's Attributes:** What does this passage reveal about who God is?
 - **Human Condition:** How does this reflect our strengths, weaknesses, or needs?
 - **Promises and Commands:** What does God promise, and what does He require of us?
 - **The Gospel Thread:** How does this passage point to Jesus or the redemptive plan of God?

Example: In the story of Ruth, key themes include God's providence, the power of loyalty, and the concept of redemption, all of which foreshadow the work of Christ.

2.4. Reflection and Application Questions

This section is designed to help you connect Scripture to your life. Thought-provoking questions encourage personal reflection and discussion in group settings.

- **How to Use These Questions:**
 - Write your answers in a journal to deepen your engagement with the text.
 - Reflect honestly on your thoughts and feelings.
 - If studying in a group, discuss responses to gain diverse perspectives.
- **Examples of Reflection Questions:**
 - *What does this passage teach me about trusting God in difficult times?*
 - *How can I apply the lessons of this story to my relationships or decisions?*
 - *Where do I see myself in this narrative, and how is God calling me to respond?*

Example: In Peter's transformation, questions might include, "What areas of my life need transformation through Christ's patience?" or "How can I respond when I feel like I've failed God?"

2.5. Cross-References

Cross-referencing Scripture helps you see how themes and messages are interwoven throughout the Bible. This reinforces understanding and showcases the unity of God's Word.

- **How to Use Cross-References:**
 - Look up additional verses provided in the study guide to see different perspectives on the same theme.
 - Use a concordance or Bible app to find related passages.

- Reflect on how these passages enhance your understanding of the primary text.

Example: When studying *Paul's Teaching on Love* (1 Corinthians 13), cross-references might include passages like 1 John 4:7-8 (God is love) or Galatians 5:22-23 (the fruit of the Spirit).

2.6. Practical Applications

This section focuses on moving from understanding to action. Scripture is meant to transform our lives, and this step helps bridge the gap between learning and living.

- **Steps for Practical Application:**
 - Identify one specific truth or principle from the study that resonates with you.
 - Write down a tangible action step you can take this week to apply it.
 - Pray for God's guidance and strength to follow through.

Example: After studying *The Faith of Abraham*, you might trust God more fully in an uncertain situation by stepping out in faith, just as Abraham did when he left his homeland.

2.7. Notes and Journaling

Use the notes and journaling spaces provided throughout the study to document your insights, prayers, and reflections. Writing down your thoughts helps solidify your learning and creates a record of your spiritual growth over time.

- **What to Include in Your Journal:**
 - Key takeaways from the study.
 - Personal prayers inspired by the Scriptures.
 - Reflections on how God is speaking to you through the passage.

By following this structured format, you'll understand the Bible more deeply and see how its timeless truths can transform your life. Take your time with each section, allowing God to work in your heart as you engage with His Word.

Section 3: Guided Studies

This section contains in-depth guided studies that focus on specific themes, characters, or passages in the Bible. Each study is designed to deepen understanding and encourage practical application.

Study 1: The Fruit of the Spirit (Galatians 5:22-23)

Goal: Understand the characteristics of a Spirit-filled life and how to apply them.

- **Background Context:**
 - What does Paul say about the works of the flesh earlier in this passage?
 - How does this passage connect to the larger message of Galatians?
- **Observation:**
 - List each "fruit" mentioned.
 - Which qualities stand out to you and why?
- **Interpretation:**
 - What does "fruit of the Spirit" signify?
 - How does the Holy Spirit enable these characteristics in believers?
- **Application:**
 - Which fruit do you need to cultivate more in your life?
 - Write one practical step to nurture this fruit daily.

- **Prayer Prompt:**

- Ask God to help you grow in specific fruits of the Spirit.

Study 2: The Armor of God (Ephesians 6:10-18)

Goal: Learn how to rely on God's strength in spiritual battles.

- **Background Context:**

- What is the "struggle" described in verse 12?
- How does Paul describe the enemy?

- **Observation:**

- List each piece of the armor.
- Note the verbs associated with each action (e.g., "stand," "take up").

- **Interpretation:**

- What does each piece symbolize? (e.g., Belt = truth, Shield = faith)
- Why is prayer included in this list?

- **Application:**

- Which part of the armor do you most often "forget to wear"?
- Write a plan for "putting on" the full armor each day.

- **Prayer Prompt:**

- - Pray for protection and discernment in your spiritual battles.

Study 3: The Beatitudes (Matthew 5:1-12)

Goal: Reflect on Jesus' teaching about the Kingdom of God.

- **Background Context:**
 - What is the significance of the Sermon on the Mount?
 - Who is Jesus addressing in this passage?
- **Observation:**
 - List the blessings and the groups of people mentioned.
 - Identify repeated words or phrases.
- **Interpretation:**
 - What does "blessed" mean in this context?
 - How do these teachings differ from worldly values?
- **Application:**
 - Which beatitude resonates most with your current circumstances?
 - How can you embody these teachings in your relationships?
- **Prayer Prompt:**
 - Thank God for His promises and ask for the strength to live out the Beatitudes.

Study 4: The Prodigal Son (Luke 15:11-32)

Goal: Explore the themes of forgiveness and God's love.

- **Background Context:**
 - What prompted Jesus to tell this parable? (Look at verses 1-3).
 - How does this parable fit within the series of parables in Luke 15?
- **Observation:**
 - Identify the main characters and their actions.
 - How is the father's reaction different from what might be expected?
- **Interpretation:**
 - What does the father represent?
 - How do the elder and younger sons symbolize different attitudes toward God?
- **Application:**
 - Which character do you most relate to and why?
 - How can you show grace and forgiveness like the father in your own life?
- **Prayer Prompt:**
 - Reflect on God's forgiveness and ask for help to forgive others.

Study 5: Psalm 23

Goal: Gain comfort and assurance from God as the Shepherd.

- **Background Context:**
 - Who wrote this psalm, and what was their life experience?

- How does this psalm reflect trust in God?
- **Observation:**
 - Highlight key metaphors (e.g., shepherd, green pastures, still waters).
 - Note the shifts in tone and focus (e.g., from provision to protection).
- **Interpretation:**
 - What do "green pastures" and "still waters" symbolize?
 - How does this psalm provide a complete picture of God's care?
- **Application:**
 - In what area of your life do you need to trust God's provision and guidance?
 - Write a prayer based on this psalm, applying it to your current situation.

Study 6: The Great Commission (Matthew 28:18-20)

Goal: Understand the calling to share the Gospel and make disciples.

- **Background Context:**
 - When does this moment occur in Jesus' ministry?
 - How does this command summarize His mission?
- **Observation:**
 - Identify the commands given.
 - What assurances does Jesus provide?

- **Interpretation:**
 - What does "make disciples" entail?
 - Why is Jesus' promise, "I am with you always," significant?
- **Application:**
 - Who in your life can you disciple or share the Gospel with?
 - List one specific step to fulfill this calling this week.
- **Prayer Prompt:**
 - Pray for boldness and opportunities to share your faith.

Study 7: The Creation Account (Genesis 1:1-2:3)

Goal: Reflect on God's creative power and the order of His creation.

- **Background Context:**
 - What does this passage reveal about God's character?
 - How does this creation account differ from ancient creation myths?
- **Observation:**
 - List what God creates on each day.
 - Identify the repeated phrases (e.g., "And God said," "It was good").
- **Interpretation:**
 - What does it mean for humanity to be created in God's image?

- Why does God rest on the seventh day, and how does it set a pattern for us?
- **Application:**
 - How does this passage shape your understanding of God's authority over creation?
 - How can you honor God in your stewardship of His creation?
- **Prayer Prompt:**
 - Thank God for His creativity and ask for wisdom to care for His world.

Study 8: Moses and the Burning Bush (Exodus 3:1-12)

Goal: Understand God's calling and Moses' response to it.

- **Background Context:**
 - Who is Moses, and what led to his exile in Midian?
 - Why is the burning bush significant?
- **Observation:**
 - What does God reveal about Himself in this encounter?
 - How does Moses respond to God's calling?
- **Interpretation:**
 - What does "I AM WHO I AM" signify about God's nature?
 - Why does God choose Moses, despite his reluctance?
- **Application:**

- What callings or responsibilities is God placing on your life?
- How can you overcome feelings of inadequacy and trust in God's power?
- **Prayer Prompt:**
 - Ask for courage to respond faithfully to God's calling.

Study 9: The Ten Commandments (Exodus 20:1-17)

Goal: Explore the foundation of God's law and its relevance today.

- **Background Context:**
 - What is the setting of this passage?
 - How does the giving of the law establish Israel's covenant with God?
- **Observation:**
 - List all ten commandments.
 - Group them into categories (e.g., relationship with God vs. others).
- **Interpretation:**
 - What does each commandment reveal about God's values?
 - How do Jesus' teachings fulfill and expand these commandments?
- **Application:**
 - Which commandment challenges you the most, and why?
 - How can you live out these principles in daily life?

- **Prayer Prompt:**
 - Pray for strength to honor God's commandments and live a life pleasing to Him.

Study 10: David and Goliath (1 Samuel 17)

Goal: Learn how faith in God overcomes fear and obstacles.

- **Background Context:**
 - What is the state of Israel during this time?
 - How does David's confidence in God contrast with the fear of the Israelites?
- **Observation:**
 - Describe the physical attributes of Goliath and David.
 - How does David's speech reflect his faith in God?
- **Interpretation:**
 - What does this story teach about the nature of true courage?
 - How does this event foreshadow Christ as the ultimate Deliverer?
- **Application:**
 - What "Goliaths" are you facing in your life?
 - Write a prayer declaring your trust in God to overcome challenges.
- **Prayer Prompt:**
 - Thank God for His power and faithfulness in the face of adversity.

Study 11: The Life of Job (Job 1:1-22)

Goal: Understand the role of faith in suffering and God's sovereignty.

- **Background Context:**
 - Who was Job, and what does his life represent?
 - How does the dialogue between God and Satan set the stage for the book?
- **Observation:**
 - Describe Job's character and his response to tragedy.
 - What do you notice about Satan's limitations?
- **Interpretation:**
 - Why does God allow Job to suffer?
 - What does this passage teach about God's sovereignty and human perspective?
- **Application:**
 - How can Job's faith inspire you in times of hardship?
 - Reflect on a time when you trusted God despite difficulties.
- **Prayer Prompt:**
 - Ask for perseverance and trust in God during trials.

Study 12: The Coming of the Holy Spirit (Acts 2:1-13)

Goal: Reflect on the birth of the Church and the role of the Holy Spirit.

- **Background Context:**
 - What is Pentecost, and why is it significant?
 - How does this event fulfill Jesus' promises in John 14-16?
- **Observation:**
 - What signs accompany the coming of the Holy Spirit?
 - How do the people respond to the disciples' speaking in tongues?
- **Interpretation:**
 - What does the coming of the Holy Spirit signify for believers?
 - How does this event mark the start of the Church's mission?
- **Application:**
 - How can you rely on the Holy Spirit in your daily walk?
 - Write one way you can be a witness for Christ in your community.
- **Prayer Prompt:**
 - Pray for a fresh filling of the Holy Spirit and boldness in sharing the Gospel.

Study 13: Paul's Thorn in the Flesh (2 Corinthians 12:7-10)

Goal: Learn about God's sufficiency in our weaknesses.

- **Background Context:**
 - What does Paul mean by "thorn in the flesh"?

- How does this fit into the broader theme of 2 Corinthians?
- **Observation:**
 - How many times does Paul ask for the thorn to be removed?
 - What does God's response teach about His power?
- **Interpretation:**
 - What does "My grace is sufficient for you" mean?
 - Why does Paul "boast" in his weaknesses?
- **Application:**
 - Identify an area of weakness in your life where you need to rely on God's grace.
 - Write how you will trust God's strength in that area this week.
- **Prayer Prompt:**
 - Thank God for His strength in your weakness and ask for His sustaining grace.

Study 14: The New Heaven and New Earth (Revelation 21:1-8)

Goal: Gain hope and anticipation for God's ultimate redemption.

- **Background Context:**
 - How does this passage connect to the rest of Revelation?
 - What is the significance of a new heaven and new earth?
- **Observation:**

- Describe the imagery used in this passage.
- What contrasts are drawn between the new creation and the old?
- **Interpretation:**
 - What does this passage teach about God's eternal plan?
 - How does this promise impact our perspective on current struggles?
- **Application:**
 - How can you live today with the hope of eternity?
 - Write a short reflection on what excites you most about God's promise.
- **Prayer Prompt:**
 - Praise God for His plan of redemption and ask for a heavenly perspective.

Study 15: The Call of Abram (Genesis 12:1-9)

Goal: Understand the significance of God's covenant and Abram's faith.

- **Background Context:**
 - Who was Abram, and what was his life like before God's call?
 - How does this passage lay the foundation for God's covenant with Israel?
- **Observation:**
 - What promises does God make to Abram?
 - What actions does Abram take in response to God's call?
- **Interpretation:**

- What does Abram's obedience teach us about faith?
- How does this passage connect to the New Testament understanding of faith (Romans 4:13-25)?
- **Application:**
 - What step of faith is God calling you to take in your own life?
 - Write a specific action plan to trust God's promises.
- **Prayer Prompt:**
 - Pray for clarity, courage, and trust in following God's leading.

Study 16: The Suffering Servant (Isaiah 53)

Goal: Reflect on the prophecy of Jesus' suffering and its fulfillment.

- **Background Context:**
 - What is the historical context of Isaiah's prophecy?
 - How is this passage referenced in the New Testament (e.g., Matthew 8:17, Acts 8:32-35)?
- **Observation:**
 - List the descriptions of the servant's suffering.
 - Identify how the servant brings healing and redemption.
- **Interpretation:**
 - How does this passage reveal the heart of God's redemptive plan?
 - What do phrases like "by His wounds we are healed" mean for believers?

- **Application:**
 - How can you live in gratitude for Jesus' sacrifice?
 - Write a reflection on how this passage impacts your understanding of the Gospel.
- **Prayer Prompt:**
 - Thank Jesus for His sacrifice and ask for the strength to follow His example of humility and love.

Study 17: The Lord is My Shepherd (Psalm 23)

Goal: Meditate on God's provision, guidance, and protection.

- **Background Context:**
 - How does David's experience as a shepherd influence this psalm?
 - What does this psalm teach about the relationship between God and His people?
- **Observation:**
 - Highlight the key metaphors used to describe God's care.
 - How does the tone shift between provision (vv. 1-3) and protection (vv. 4-6)?
- **Interpretation:**
 - What does "I shall not want" mean in practical terms?
 - How does the "valley of the shadow of death" apply to life's challenges?
- **Application:**
 - In what area of your life do you need to trust God as your Shepherd?

- Write a prayer committing that area to God's care.
- **Prayer Prompt:**
 - Thank God for His guidance and protection, and ask for continued trust in His care.

Study 18: The Temptation of Jesus (Matthew 4:1-11)

Goal: Learn how Jesus overcame temptation and how we can follow His example.

- **Background Context:**
 - Why is this event significant in Jesus' ministry?
 - How does the Spirit lead Jesus into the wilderness, and why?
- **Observation:**
 - List each temptation and Jesus' response.
 - How does Jesus use Scripture to counter Satan?
- **Interpretation:**
 - What do these temptations reveal about Satan's tactics?
 - How does Jesus' victory foreshadow His ultimate triumph over sin?
- **Application:**
 - What temptations do you face regularly?
 - Write down specific Scriptures you can use to resist those temptations.
- **Prayer Prompt:**
 - Ask for God's strength to resist temptation and to walk in obedience.

Study 19: The Parable of the Good Samaritan (Luke 10:25-37)

Goal: Explore Jesus' teaching on loving your neighbor.

- **Background Context:**
 - Who is Jesus addressing, and why does He tell this parable?
 - How does this parable challenge cultural and social norms?
- **Observation:**
 - Who are the main characters in the story, and what does each do?
 - How does the Samaritan's action contrast with the priest and Levite?
- **Interpretation:**
 - What does it mean to "love your neighbor as yourself"?
 - How does this parable reveal the heart of the Gospel?
- **Application:**
 - Who in your life can you show unexpected kindness to this week?
 - Write down one action to demonstrate love for your neighbor.
- **Prayer Prompt:**
 - Pray for a heart of compassion and opportunities to serve others.

Study 20: The Vine and the Branches (John 15:1-17)

Goal: Understand the importance of abiding in Christ for spiritual fruitfulness.

- **Background Context:**
 - When does Jesus give this teaching, and what is the context?
 - How does this passage connect to the larger theme of discipleship?
- **Observation:**
 - What does Jesus say about the relationship between the vine, branches, and gardener?
 - What is the role of pruning in bearing fruit?
- **Interpretation:**
 - What does it mean to “abide in Christ”?
 - How is love both a command and a result of abiding in Christ?
- **Application:**
 - How can you strengthen your connection to Christ daily?
 - Write a plan for incorporating spiritual disciplines (prayer, Bible reading, etc.) to “abide” more deeply.
- **Prayer Prompt:**
 - Ask for God’s help to remain in Him and to bear spiritual fruit.

Study 21: The New Covenant (Jeremiah 31:31-34)

Goal: Reflect on the promise of a new covenant fulfilled in Jesus Christ.

- **Background Context:**
 - What was the old covenant, and why was a new one necessary?
 - How does this passage anticipate the coming of Christ?

- **Observation:**
 - What promises does God make about the new covenant?
 - How is this covenant different from the one given at Sinai?
- **Interpretation:**
 - What does it mean for God's law to be written on hearts?
 - How does this passage point to the work of the Holy Spirit?
- **Application:**
 - How does living under the new covenant shape your relationship with God?
 - Write a prayer of gratitude for God's grace through Christ.
- **Prayer Prompt:**
 - Thank God for His forgiveness and the intimate relationship offered through the new covenant.

Study 22: Faith Without Works (James 2:14-26)

Goal: Explore the relationship between faith and good works.

- **Background Context:**
 - Who is James writing to, and what are their struggles?
 - How does this teaching align with Paul's teachings on faith and grace?
- **Observation:**
 - What examples does James use to illustrate his point?

- How does he define the relationship between faith and works?
- **Interpretation:**
 - What does James mean by “faith without works is dead”?
 - How do good works serve as evidence of genuine faith?
- **Application:**
 - Reflect on how your actions reflect your faith.
 - Write down one way you can demonstrate your faith through good works this week.
- **Prayer Prompt:**
 - Ask God to help you live out your faith through acts of love and service.

Study 23: Joseph’s Journey from Pit to Palace (Genesis 37, 39-50)

Goal: Learn about God’s sovereignty and faithfulness in the midst of trials.

- **Background Context:**
 - Who is Joseph, and what is his relationship with his family?
 - What role does Egypt play in God’s larger plan for Israel?
- **Observation:**
 - Identify key events in Joseph’s life (e.g., his dreams, betrayal, imprisonment, and rise to power).
 - How does Joseph respond to each challenge and opportunity?
- **Interpretation:**
 - What do Joseph’s trials and triumphs teach us about God’s sovereignty and timing?
 - How does Joseph’s forgiveness of his brothers reflect God’s character?
- **Application:**
 - Reflect on a difficult season in your life. How might God have been working behind the scenes?

- Write a prayer of gratitude for God's faithfulness in all circumstances.
- **Prayer Prompt:**
 - Thank God for His providence and ask for trust in His plans, even when they are not clear.

Study 24: The Lord's Prayer (Matthew 6:9-13)

Goal: Understand the model prayer Jesus provides for believers.

- **Background Context:**
 - What is the context of this teaching (Sermon on the Mount)?
 - How does this prayer contrast with the practices of the Pharisees?
- **Observation:**
 - Break down the prayer into its six main sections (e.g., worship, petition, forgiveness).
 - Identify key themes such as dependence on God and His kingdom.
- **Interpretation:**
 - What does "hallowed be Your name" teach us about worship?
 - How does "Your will be done" challenge our desires and priorities?
- **Application:**
 - Use the Lord's Prayer as a template for your own daily prayer life.
 - Reflect on one area where you need to seek God's will instead of your own.
- **Prayer Prompt:**
 - Pray through each section of the Lord's Prayer, applying it to your personal needs and life situations.

Study 25: The Faith of Abraham (Genesis 12, 15, 22)

Goal: Explore Abraham's journey of faith and trust in God's promises.

- **Background Context:**
 - Who was Abraham, and why is he significant in the story of redemption?
 - How does God's covenant with Abraham shape the biblical narrative?
- **Observation:**
 - Genesis 12: What does God promise Abraham, and how does Abraham respond?
 - Genesis 15: How does God reaffirm His covenant with Abraham?
 - Genesis 22: What is Abraham's ultimate test of faith, and how does he respond?
- **Interpretation:**
 - What does it mean to have faith in God's promises, even when they seem delayed?
 - How does Abraham's willingness to sacrifice Isaac foreshadow Christ's sacrifice?
- **Application:**
 - Reflect on a promise of God that you are waiting to see fulfilled.
 - Write a prayer asking for patience and trust in God's timing.
- **Prayer Prompt:**
 - Thank God for His promises and ask for the faith to trust Him in both easy and difficult seasons.

Study 26: The Book of Ruth: Redemption and Providence

Goal: Discover how God works through ordinary lives to accomplish extraordinary purposes.

- **Background Context:**

- What is the historical setting of the book of Ruth (time of the Judges)?
- How do the themes of loyalty, love, and redemption emerge in this story?

- **Observation:**

- Chapter 1: How does Ruth demonstrate loyalty to Naomi?
- Chapter 2: How does Ruth's encounter with Boaz reveal God's providence?
- Chapters 3-4: How does Boaz act as a redeemer, and what is the significance of their union?

- **Interpretation:**

- What does Ruth's story teach us about God's provision and care for individuals?
- How does Boaz's role as a kinsman-redeemer point to Jesus as our Redeemer?

- **Application:**

- Reflect on a time when God provided for you in unexpected ways.
- Write a prayer thanking God for His care and provision, even in challenging circumstances.

- **Prayer Prompt:**

- Pray for a heart that trusts God's providence and seeks to serve others selflessly, like Ruth and Boaz.

Study 27: Paul's Teaching on Love (1 Corinthians 13)

Goal: Understand the characteristics of Christ-like love and its centrality to the Christian life.

- **Background Context:**
 - Why does Paul write this chapter in the context of spiritual gifts and church unity?
 - How does this teaching contrast with the Corinthian church's focus on status and gifts?
- **Observation:**
 - Identify the qualities of love described in verses 4-7.
 - How does Paul emphasize the permanence and supremacy of love in verses 8-13?
- **Interpretation:**
 - What does it mean that love "does not envy" or "keeps no record of wrongs"?
 - How does this chapter challenge cultural ideas of love?
- **Application:**
 - Reflect on which qualities of love you need to grow in.
 - Write down one practical way you can show Christ-like love this week (e.g., forgiveness, patience, kindness).
- **Prayer Prompt:**
 - Ask God to help you embody the qualities of love described in this passage.

These studies provide diverse themes of faith, redemption, providence, prayer, and love, offering a comprehensive look into the Bible's teaching.

Deeper Study Cross-Reference

Study 4: The Call of Abram (Genesis 12:1-9)

Cross-References:

- Hebrews 11:8-10 (Abram's faith)
- Genesis 15:1-6 (God's covenant with Abram)
- Galatians 3:6-9 (Abram's faith as the basis for righteousness)

Study 5: Joseph's Journey from Pit to Palace (Genesis 37, 39-50)

Cross-References:

- Psalm 105:16-22 (God's work through Joseph)
- Romans 8:28 (God working all things for good)
- Acts 7:9-16 (Stephen recounts Joseph's story)

Study 6: The Ten Commandments (Exodus 20:1-21)

Cross-References:

- Matthew 22:36-40 (The greatest commandments)
- Romans 7:7-12 (The Law revealing sin)
- James 2:10-11 (The unity of the Law)

Study 7: Crossing the Red Sea (Exodus 14:1-31)

Cross-References:

- Psalm 77:16-20 (Recounting the Red Sea crossing)
- 1 Corinthians 10:1-2 (The Red Sea as a type of baptism)
- Hebrews 11:29 (Faith in crossing the Red Sea)

Study 1: Creation and the Image of God (Genesis 1:26-31)

Cross-References:

- Psalm 8:3-6 (Humankind's place in creation)
- Colossians 1:16-17 (Christ as Creator)
- Genesis 2:7 (God breathing life into man)

Study 2: The Fall of Man (Genesis 3)

Cross-References:

- Romans 5:12-19 (Adam's sin and Christ's redemption)
- 1 Corinthians 15:21-22 (Death through Adam, life through Christ)
- James 1:13-15 (The process of temptation and sin)

Study 3: God's Covenant with Noah (Genesis 9:1-17)

Cross-References:

- Genesis 8:20-22 (God's promise after the flood)
- Isaiah 54:9-10 (The everlasting covenant)
- 2 Peter 3:5-7 (God's future judgment)

Study 8: The Lord is My Shepherd (Psalm 23)

Cross-References:

- John 10:11-18 (Jesus as the Good Shepherd)
- Ezekiel 34:11-16 (God as Shepherd of Israel)
- Revelation 7:17 (The Lamb as Shepherd)

Study 9: The Suffering Servant (Isaiah 53)

Cross-References:

- Matthew 8:17 (Jesus fulfilling Isaiah's prophecy)
- Acts 8:32-35 (Philip explains Isaiah 53 to the Ethiopian eunuch)
- 1 Peter 2:21-25 (Jesus' suffering and example)

Study 10: The Lord's Prayer (Matthew 6:9-13)

Cross-References:

- Luke 11:1-4 (Another account of the Lord's Prayer)
- Philippians 4:6-7 (Prayer with thanksgiving)
- Romans 8:15-17 (God as "Abba, Father")

Study 11: Faith of Abraham (Genesis 12, 15, 22)

Cross-References:

- Romans 4:1-5 (Abraham's faith counted as righteousness)
- James 2:21-23 (Abraham's faith demonstrated through works)

- Hebrews 11:17-19 (Abraham's faith in offering Isaac)

Study 12: The Book of Ruth: Redemption and Providence

Cross-References:

- Deuteronomy 25:5-10 (The kinsman-redeemer law)
- Matthew 1:5-6 (Ruth in Jesus' genealogy)
- Ephesians 1:7-8 (Jesus as our Redeemer)

Study 13: The Ten Lepers (Luke 17:11-19)

Cross-References:

- Leviticus 13:45-46 (Rules for lepers in the Law)
- Matthew 8:1-4 (Jesus cleanses a leper)
- Psalm 107:8-9 (Giving thanks for God's deliverance)

Study 14: The Parable of the Good Samaritan (Luke 10:25-37)

Cross-References:

- Matthew 22:36-40 (The greatest commandments)
- Leviticus 19:18 (Loving your neighbor as yourself)
- Galatians 5:14 (Love fulfilling the Law)

Study 15: The Vine and the Branches (John 15:1-17)

Cross-References:

- Psalm 80:8-16 (Israel as God's vine)
- Galatians 5:22-23 (The fruit of the Spirit)
- 1 John 4:7-21 (Love as the mark of abiding in God)

Study 16: The Temptation of Jesus (Matthew 4:1-11)

Cross-References:

- Hebrews 4:15-16 (Jesus' ability to sympathize with our weaknesses)
- 1 Corinthians 10:13 (God's faithfulness in temptation)
- Deuteronomy 8:3, 6:16, 6:13 (Scriptures Jesus quotes)

Study 17: Paul's Teaching on Love (1 Corinthians 13)

Cross-References:

- Galatians 5:6 (Faith working through love)
- Romans 12:9-10 (Genuine love)
- 1 John 3:16-18 (Love as action)

Study 18: The New Covenant (Jeremiah 31:31-34)

Cross-References:

- Ezekiel 36:26-27 (A new heart and Spirit)
- Matthew 26:28 (Jesus inaugurating the new covenant)
- Hebrews 8:6-13 (The fulfillment of Jeremiah's prophecy)

Study 19: The Beatitudes (Matthew 5:1-12)

Cross-References:

- Psalm 37:11 (The meek inheriting the earth)
- Luke 6:20-23 (Luke's version of the Beatitudes)
- 1 Peter 3:9-14 (Suffering for righteousness)

Study 20: Faith Without Works (James 2:14-26)

Cross-References:

- Ephesians 2:8-10 (Faith leading to good works)
- Matthew 7:21-23 (The importance of doing God's will)
- Hebrews 11:17-19 (Abraham's faith in action)

Study 21: Jesus and Nicodemus (John 3:1-21)

Cross-References:

- Ezekiel 36:25-27 (The promise of being born again by the Spirit)
- Titus 3:5 (Regeneration by the Holy Spirit)
- John 1:12-13 (Becoming children of God through faith)

Study 22: The Prodigal Son (Luke 15:11-32)

Cross-References:

- Psalm 103:8-13 (God's mercy and compassion)
- Romans 5:8-10 (God's love for us while we were still sinners)
- Ephesians 2:4-9 (God's grace in salvation)

Study 22: The Prodigal Son (Luke 15:11-32)

Cross-References:

- Psalm 103:8-13 (God's mercy and compassion)
- Romans 5:8-10 (God's love for us while we were still sinners)
- Ephesians 2:4-9 (God's grace in salvation)

Study 23: Joseph's Journey from Pit to Palace (Genesis 37, 39-50)

Cross-References:

- Romans 8:28 (God works all things for good)
- Psalm 105:17-22 (Joseph's role in God's plan)
- Acts 7:9-10 (Stephen recounts Joseph's story)

Study 24: The Lord's Prayer (Matthew 6:9-13)

Cross-References:

- Luke 11:2-4 (Another account of the Lord's Prayer)
- Philippians 4:6-7 (Prayer with thanksgiving)
- Romans 8:15 (Calling God "Abba, Father")

Study 25: The Faith of Abraham (Genesis 12, 15, 22)

Cross-References:

- Romans 4:18-22 (Abraham's faith in God's promises)

- James 2:21-24 (Faith demonstrated through works)
- Hebrews 11:8-19 (Abraham's life as an example of faith)

Study 26: The Book of Ruth: Redemption and Providence

Cross-References:

- Deuteronomy 25:5-10 (The kinsman-redeemer law)
- Psalm 37:23-24 (God's guidance in our steps)
- Matthew 1:5-6 (Ruth included in Jesus' genealogy)

Study 27: Paul's Teaching on Love (1 Corinthians 13)

Cross-References:

- Romans 12:9-10 (Love must be sincere)
- Galatians 5:22-23 (Love as a fruit of the Spirit)
- 1 John 4:7-21 (God is love, and we are called to love others)

Section 4: Reflection & Prayers

1. Weekly Reflection

- Highlighted Scripture:
- Key Takeaways:
- Personal Application:
- Prayer Points:

2. Answered Prayers Log

- Date of Prayer:
- Prayer Request:
- Answered (Yes/No/Waiting with God):
- Reflection on God's Work:

WEEKLY REFLECTION

HIGHLIGHTED SCRIPTURE	KEY TAKEAWAYS	PERSONAL APPLICATION	PRAYER POINTS

WEEKLY REFLECTION

HIGHLIGHTED SCRIPTURE	KEY TAKEAWAYS	PERSONAL APPLICATION	PRAYER POINTS

WEEKLY REFLECTION

HIGHLIGHTED SCRIPTURE	KEY TAKEAWAYS	PERSONAL APPLICATION	PRAYER POINTS

WEEKLY REFLECTION

HIGHLIGHTED SCRIPTURE	KEY TAKEAWAYS	PERSONAL APPLICATION	PRAYER POINTS

PRAYER LOG

DATE OF PRAYER	PRAYER REQUEST	ANSWERED (Yes No Waiting on God)	REFLECTION ON GOD’S WORK

PRAYER LOG

DATE OF PRAYER	PRAYER REQUEST	ANSWERED (Yes No Waiting on God)	REFLECTION ON GOD’S WORK

PRAYER LOG

DATE OF PRAYER	PRAYER REQUEST	ANSWERED (Yes No Waiting on God)	REFLECTION ON GOD’S WORK

PRAYER LOG

DATE OF PRAYER	PRAYER REQUEST	ANSWERED (Yes No Waiting on God)	REFLECTION ON GOD’S WORK

Section 5: Additional Tools

KEY BIBLE VERSES FOR MEMORIZATION	CHRONOLOGY OF BIBLICAL EVENTS

KEY BIBLE VERSES FOR MEMORIZATION	CHRONOLOGY OF BIBLICAL EVENTS


KEY BIBLE VERSES FOR MEMORIZATION	CHRONOLOGY OF BIBLICAL EVENTS

KEY BIBLE VERSES FOR MEMORIZATION	CHRONOLOGY OF BIBLICAL EVENTS

Section 6: Notes

Blank pages for additional notes, sermon reflections, or group discussions.

Books of the Bible Checklist:



Check off your progress as you work through the Bible.

Old Testament

1. Genesis
2. Exodus
3. Leviticus
4. Numbers
5. Deuteronomy
6. Joshua
7. Judges
8. Ruth
9. 1 Samuel
10. 2 Samuel
11. 1 Kings
12. 2 Kings
13. 1 Chronicles
14. 2 Chronicles
15. Ezra
16. Nehemiah
17. Esther
18. Job
19. Psalms
20. Proverbs
21. Ecclesiastes
22. Song of Solomon
23. Isaiah
24. Jeremiah
25. Lamentations
26. Ezekiel
27. Daniel
28. Hosea
29. Joel
30. Amos
31. Obadiah
32. Jonah
33. Micah
34. Nahum
35. Habakkuk

36. Zephaniah
37. Haggai
38. Zechariah
39. Malachi

New Testament

1. Matthew
2. Mark
3. Luke
4. John
5. Acts
6. Romans
7. 1 Corinthians
8. 2 Corinthians
9. Galatians
10. Ephesians
11. Philippians
12. Colossians
13. 1 Thessalonians
14. 2 Thessalonians
15. 1 Timothy
16. 2 Timothy
17. Titus
18. Philemon
19. Hebrews
20. James
21. 1 Peter
22. 2 Peter
23. 1 John
24. 2 John
25. 3 John
26. Jude
27. Revelation

Section 7: Review & Growth Tracker

PERSONAL GROWTH TRACKER Monthly/Quarterly Reflections On Spiritual Growth	KEY LESSONS LEARNED Summarize Major Insights From Each Study

PERSONAL GROWTH TRACKER Monthly/Quarterly Reflections On Spiritual Growth	KEY LESSONS LEARNED Summarize Major Insights From Each Study

PERSONAL GROWTH TRACKER Monthly/Quarterly Reflections On Spiritual Growth	KEY LESSONS LEARNED Summarize Major Insights From Each Study

PERSONAL GROWTH TRACKER Monthly/Quarterly Reflections On Spiritual Growth	KEY LESSONS LEARNED Summarize Major Insights From Each Study

Welcome to Altar Life

Altar Life is a spiritual platform designed to provide individuals and communities with access to personalized and communal altars, regardless of their location or space limitations. Rooted in Christian faith, Altar Life seeks to enhance the spiritual journey by creating sacred spaces where users can pray, reflect, and worship, whether at home, work, or while traveling.


The platform allows users to create and maintain their own altars, make offerings, and even join in communal prayers. This service extends beyond the physical limitations of traditional home altars by offering a digital space that can be accessed anytime and anywhere. Whether someone is on vacation, in the office, or at home with limited space, they can still connect with their spiritual practices through Altar Life.

Objectives

1. **Enhance Spiritual Accessibility:** Provide Christians with the ability to create and access altars in a digital space, allowing spiritual practice without the limitations of physical space, time, or location.
2. **Facilitate Communal Worship:** Enable users to join communal altars for shared prayer and reflection, creating a sense of spiritual community even in remote or individual settings.
3. **Encourage Generosity:** Promote giving through monetary gifts and donations linked to altars, encouraging offerings and contributions to support churches, charitable causes, and community efforts.
4. **Deepen Personal Reflection:** Offer users a platform for creating personalized altars for different aspects of their spiritual journey—prayer, gratitude, meditation, and reflection on biblical teachings.
5. **Inspire a Connected Faith Community:** Create a global community of believers who can share prayers, experiences, and resources, fostering a sense of unity and shared faith across borders.

Altar Life aims to transform the way Christians engage with their faith by making it accessible, mobile, and deeply personal, all while fostering communal connections. Through digital altars, it offers a modern approach to timeless spiritual practices.





Thank You

We want to express our heartfelt gratitude for choosing this Bible Study Guide as a part of your spiritual journey. Your desire to dive deeper into God's Word and draw closer to Him is a beautiful reflection of faith and commitment.

Thank you for allowing this guide to be a companion in your walk with Christ. It has been our prayer that each study, reflection, and application encourages, equips, and inspires you to live out the truths of Scripture with confidence and joy.

To all those who supported this work, contributed their wisdom, and prayed for its impact—thank you. This guide is a product of collaborative faith and dedication to helping others grow in God's grace.

May the lessons you've encountered continue to bear fruit in your life. And as you journey forward, may you be reminded of God's unfailing love, enduring promises, and ever-present guidance.

*With gratitude and blessings,
The Authors of Altar Life*

Discover the Transformative Power of God's Word

Are you ready to deepen your understanding of the Bible and draw closer to God? This comprehensive Bible Study Guide is your pathway to spiritual growth and renewal. Whether you're a seasoned believer or new to exploring Scripture, this guide provides tools to help you connect with God's truth, build your faith, and apply His Word to your daily life.

- **Dive into Key Biblical Themes:** Explore profound lessons on faith, redemption, leadership, and love through thoughtfully curated studies.
- **Learn from Biblical Figures:** Journey through the lives of Abraham, Ruth, Peter, and other remarkable individuals whose stories echo timeless truths.
- **Engage with Reflection Questions:** Thought-provoking prompts encourage personal and group discussions to help you internalize Scripture.
- **Grow Through Practical Applications:** Discover ways to live out God's Word and see it transform your relationships, decisions, and purpose.

With its accessible format, historical insights, and spiritual depth, this guide is designed to make Bible study meaningful and impactful for everyone.

Let God's Word illuminate your path. Take the first step today and experience a life-changing journey of faith and discovery.

Perfect for personal devotions, group studies, or as a thoughtful gift for anyone seeking to grow in Christ.